

**DESIGN**

**PURCHASE**

**CONSTRUCT**

**ENJOY**

## OZCO Project #630 - 10x12 Attached Patio Pavilion

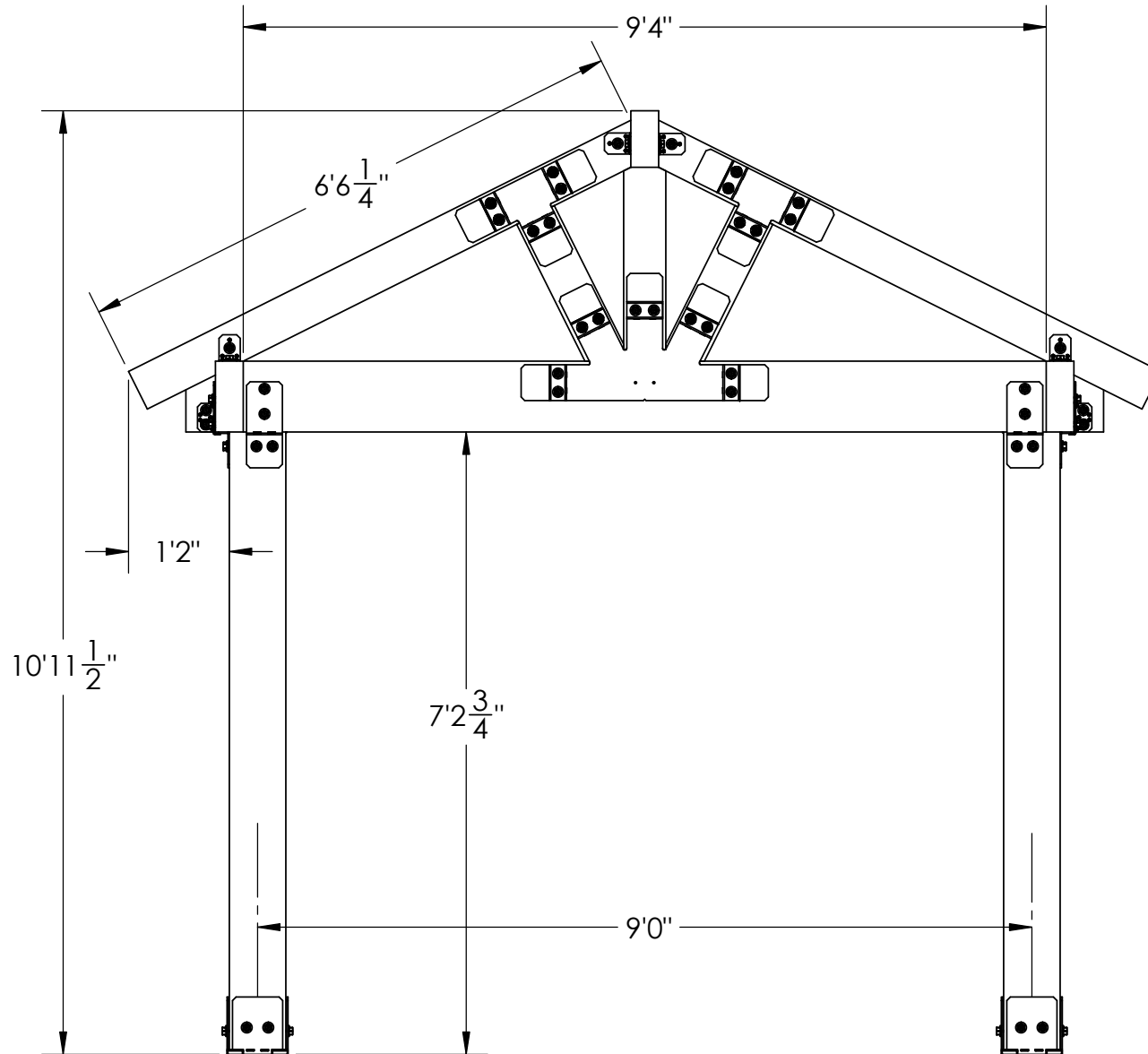


OZCO Project #630 - 10x12 Attached Patio Pavilion

**OWT** Ornamental Wood Ties

OZCO BUILDING PRODUCTS

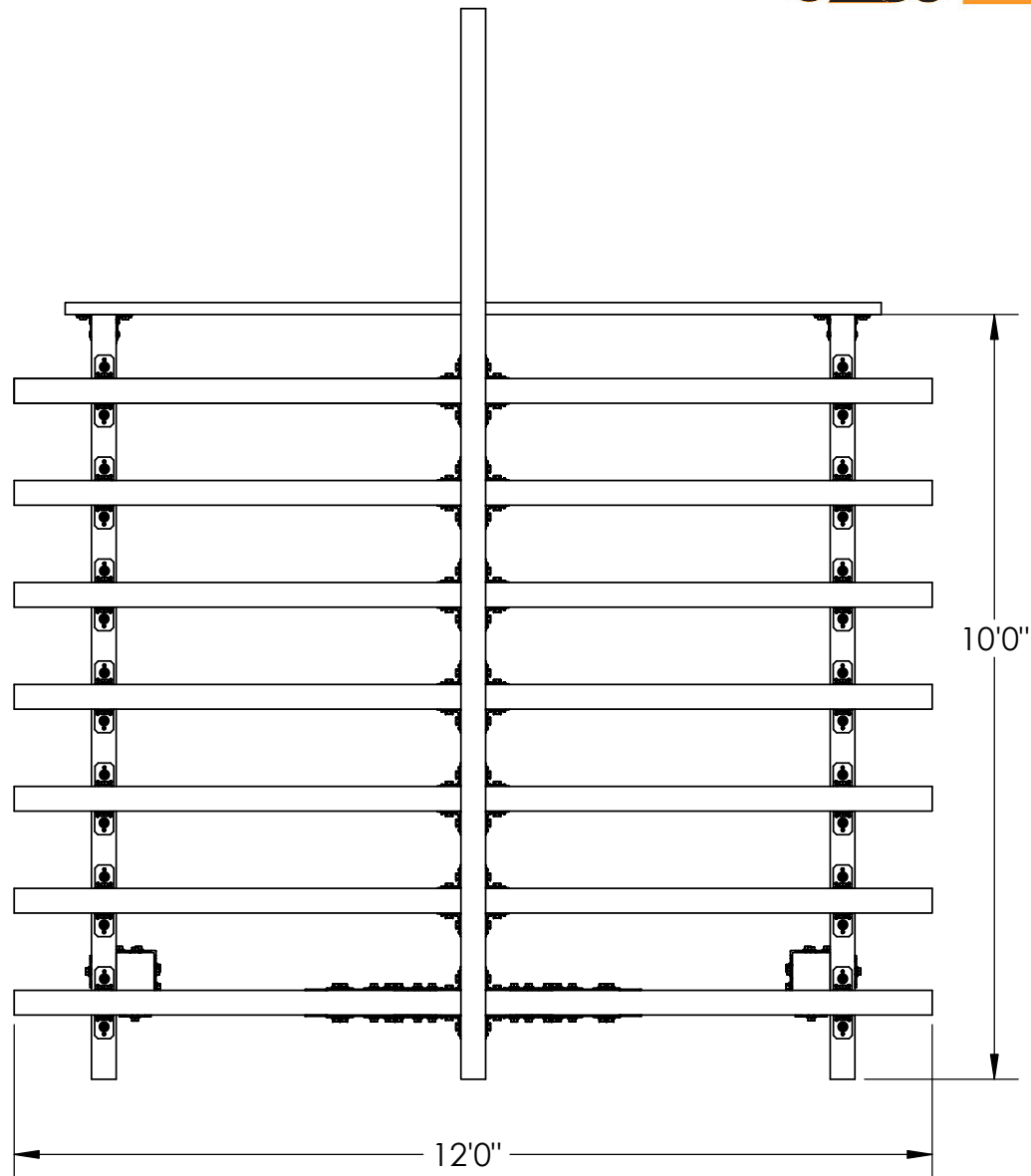
V2.00 - Installation Instructions, Specifications and Project Plans are effective 12/9/2020 . This information is updated periodically and should not be relied upon after 2 years from 12/9/2020 . Please visit [OZCOBP.com](http://OZCOBP.com) to get current information.



## Overview-Front

OZCO Project #630 - 10x12 Attached Patio  
Pavilion

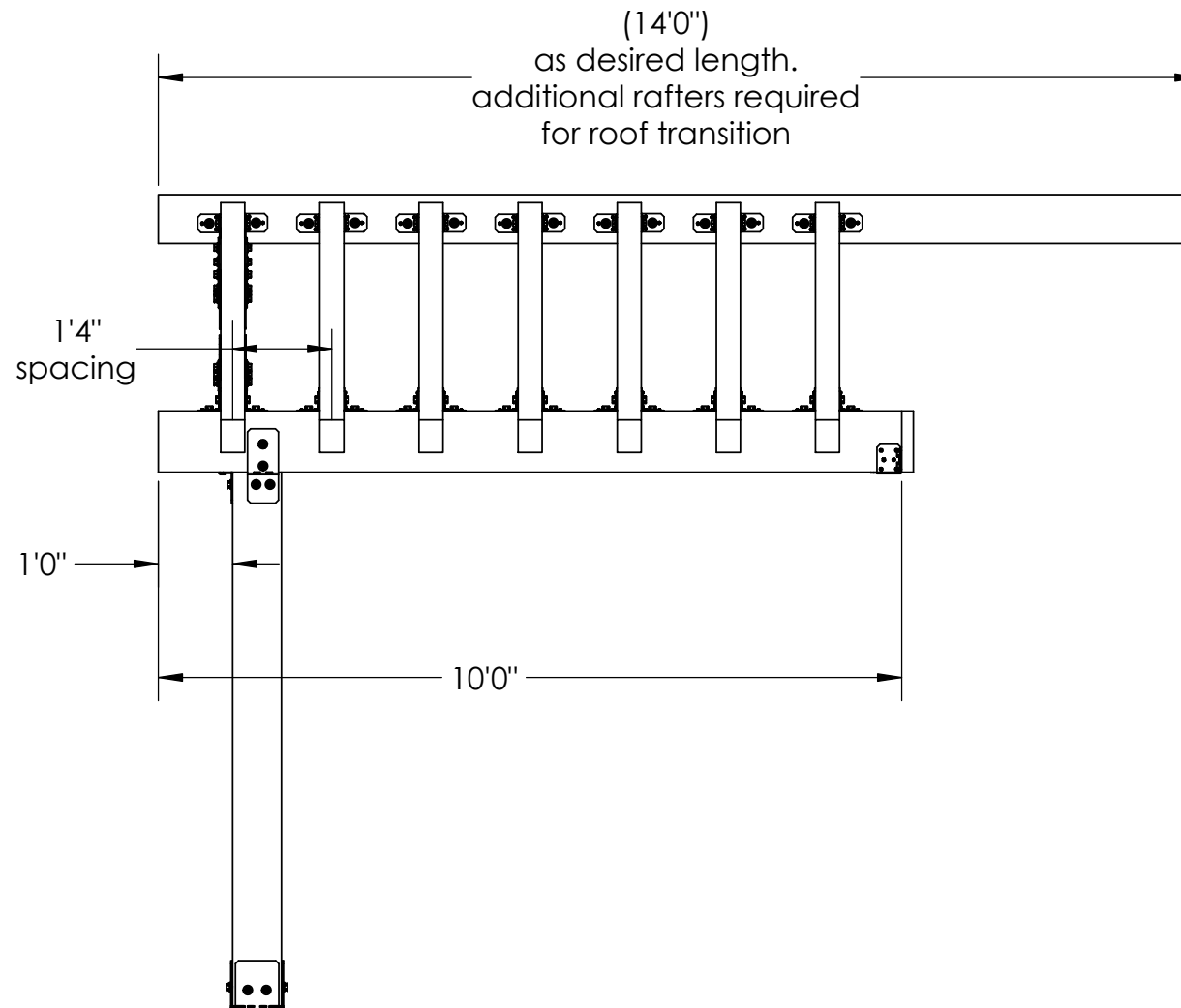
V2.00 - Installation Instructions, Specifications and Project Plans are effective 12/9/2020 . This information is updated periodically and should not be relied upon after 2 years from 12/9/2020 . Please visit [OZCOBP.com](http://OZCOBP.com) to get current information.



## Overview-Top

**OZCO Project #630 - 10x12 Attached Patio  
Pavilion**

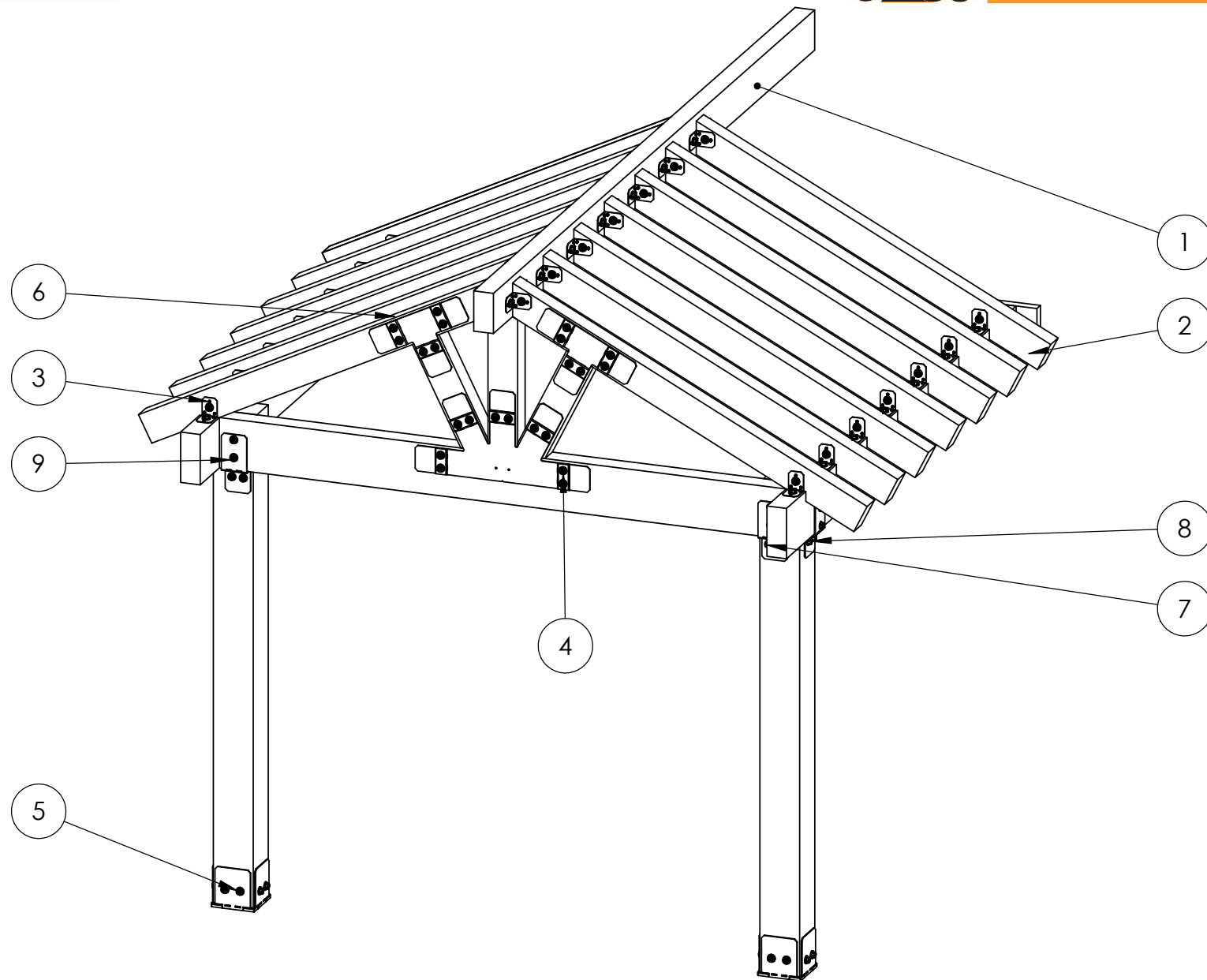
V2.00 - Installation Instructions, Specifications and Project Plans are effective 12/9/2020 . This information is updated periodically and should not be relied upon after 2 years from 12/9/2020 . Please visit [OZCOBP.com](http://OZCOBP.com) to get current information.



## Overview-Right

OZCO Project #630 - 10x12 Attached Patio  
Pavilion

V2.00 - Installation Instructions, Specifications and Project Plans are effective 12/9/2020 . This information is updated periodically and should not be relied upon after 2 years from 12/9/2020 . Please visit [OZCOBP.com](http://OZCOBP.com) to get current information.



## Bill of Material

OZCO Project #630 - 10x12 Attached Patio  
Pavilion

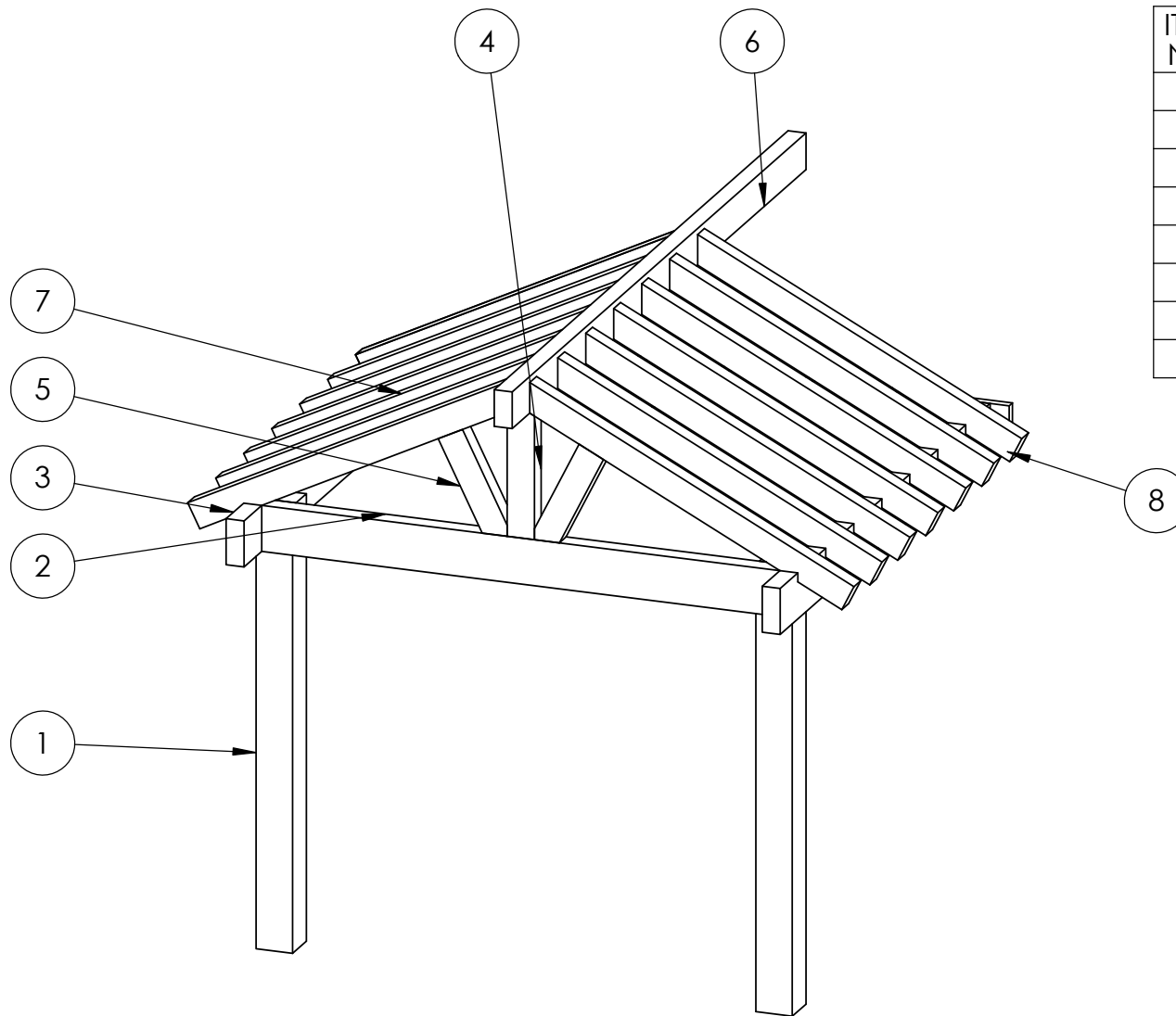
V2.00 - Installation Instructions, Specifications and Project Plans are effective 12/9/2020 . This information is updated periodically and should not be relied upon after 2 years from 12/9/2020 . Please visit [OZCOBP.com](http://OZCOBP.com) to get current information.

ITEM NO.	QTY.	PART NUMBER	DESCRIPTION
1	1	OZCO Project #642 - Attached Patio Pavilion	see cutlist
2	1	51769	6-8" Beam Hanger Flush (BHF-68-IW)
3	6	51718	4" Standard Rafter Clips (RC-IW-4)
4	2	56643	Truss Base Fan 6:12
	5	51711	Truss Accent (TA-IW)
	1	56625	Screw, OWT 1-3/4" (45mm) Timber
5	2	51709	8x8 Post Base (8x8-PB-IW)
6	2	56612	"T" Tie Plate (TTP)
	6	51711	Truss Accent (TA-IW)
	1	56625	Screw, OWT 1-3/4" (45mm) Timber
7	1	51736	Post to Beam Bolt Offset (P2B-BO-IW)
8	1	51736	Post to Beam Bolt Offset (P2B-BO-IW)
9	4	56652	OWT Timber Bolt 10-12"
	2	56680	2" Timber Bolt Heavy Duty Washer (OWT-TBW-2)

## Bill of Material

OZCO Project #630 - 10x12 Attached Patio Pavilion

V2.00 - Installation Instructions, Specifications and Project Plans are effective 12/9/2020 . This information is updated periodically and should not be relied upon after 2 years from 12/9/2020 . Please visit [OZCOBP.com](http://OZCOBP.com) to get current information.

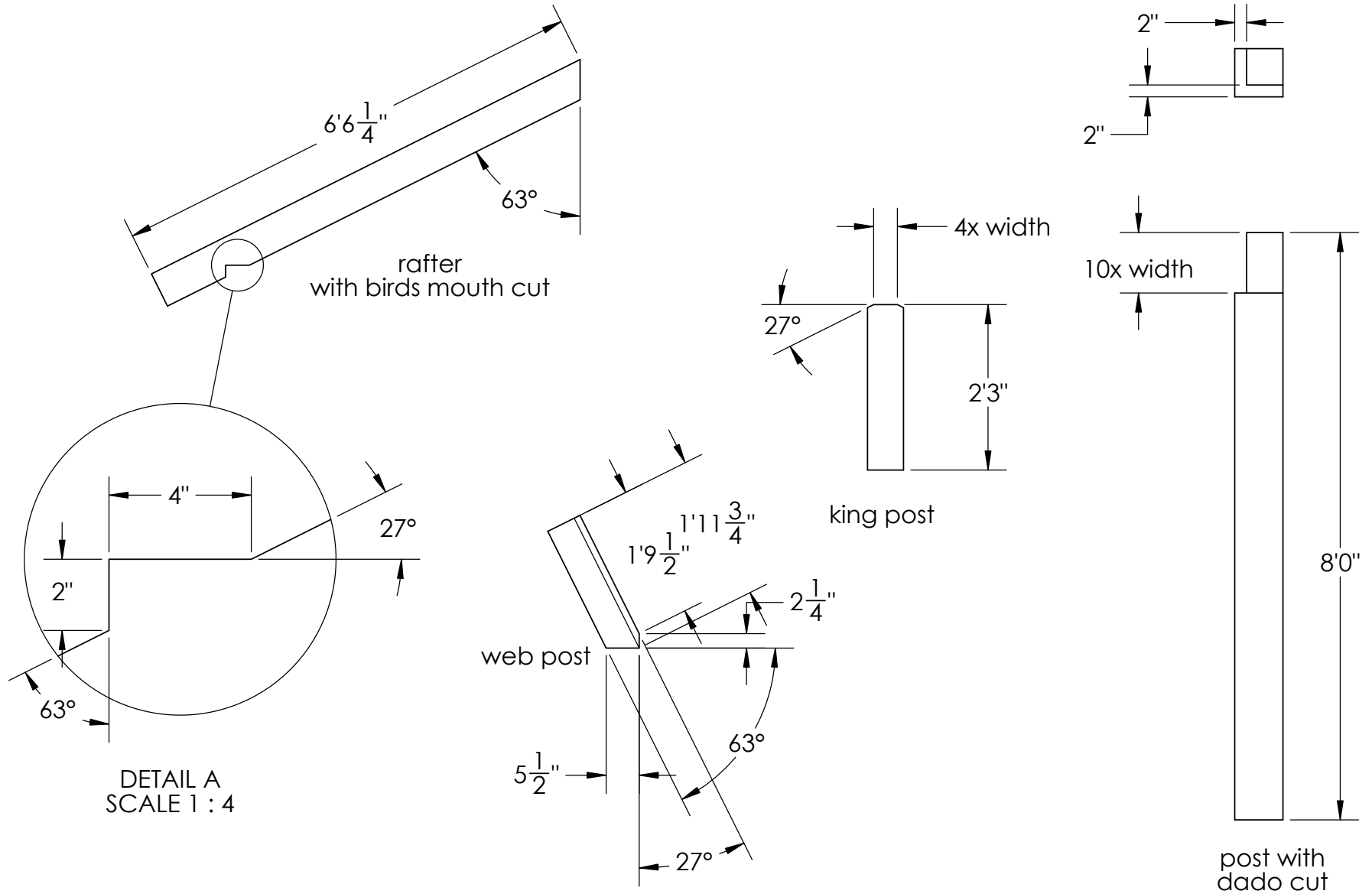


ITEM NO.	QTY.	DESCRIPTION	LENGTH
1	2	8x8 Cedar	8'
2	1	4x10 Cedar	9'4"
3	2	4x10 Cedar	10'
4	1	4x6 Cedar	2'3"
5	2	4x6 Cedar	1'11 3/4"
6	1	4x8 Cedar	14'
7	15	4x6 Cedar	6'6 1/4"
8	1	2x10 Cedar	10'8"

## Cutlist

**OZCO Project #630 - 10x12 Attached Patio Pavilion**

V2.00 - Installation Instructions, Specifications and Project Plans are effective 12/9/2020 . This information is updated periodically and should not be relied upon after 2 years from 12/9/2020 . Please visit [OZCOBP.com](http://OZCOBP.com) to get current information.



## Special Cuts

OZCO Project #630 - 10x12 Attached Patio  
Pavilion





## Translucent

OZCO Project #630 - 10x12 Attached Patio  
Pavilion

V2.00 - Installation Instructions, Specifications and Project Plans are effective 12/9/2020 . This information is updated periodically and should not be relied upon after 2 years from 12/9/2020 . Please visit [OZCOBP.com](http://OZCOBP.com) to get current information.